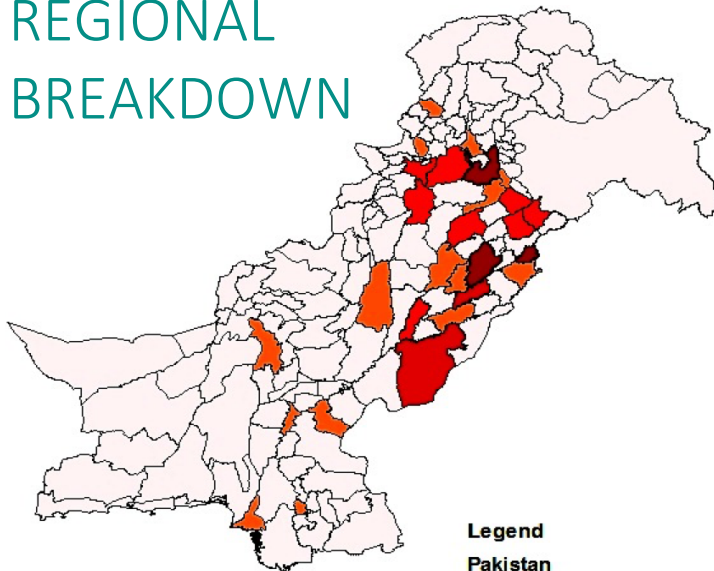


# COUNTING EXECUTIONS

## DATA ANALYSIS BY JUSTICE PROJECT PAKISTAN

In December 2014, Pakistan lifted a de facto moratorium on the death penalty. From then until May 2017, Pakistan has executed **465** people at an average of **3.5 executions per week**.

## REGIONAL BREAKDOWN

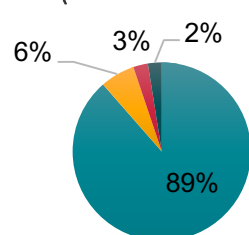


Despite making up less than half of Pakistan's population, Punjab accounts for **83 percent** of the executions and **89 percent** of death sentences in Pakistan.

Executions by Province  
(Dec 2014 - May 2017)



Death Sentences by Province  
(Jan 2004 - Jan 2017)

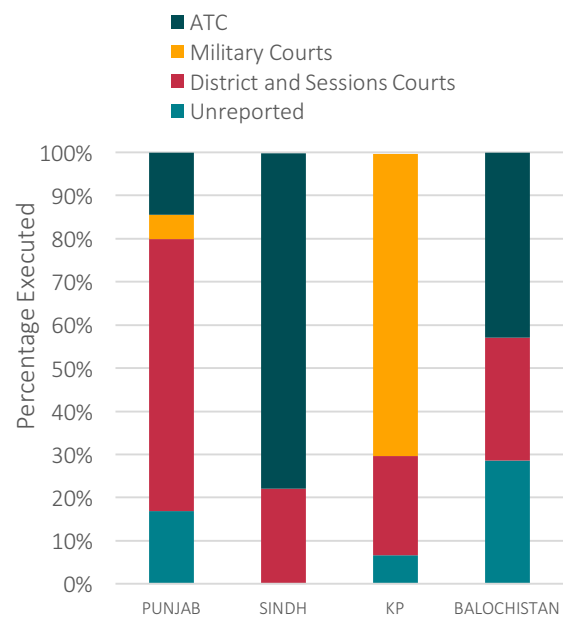


## TYPES OF COURTS BY REGION

Individuals can be sentenced to death through Anti-Terrorism Courts (ATCs), Military Courts, or District and Sessions Courts. Only ATCs and Military Courts have jurisdiction over terrorism related charges.

**78 percent** of people executed in Sindh were sentenced by ATCs, **43 percent** in Balochistan, **14 percent** in Punjab, and **0 percent** in Khyber-Pakhtunkhwa.

Executions by Court Type



# EXECUTIONS AND CRIME

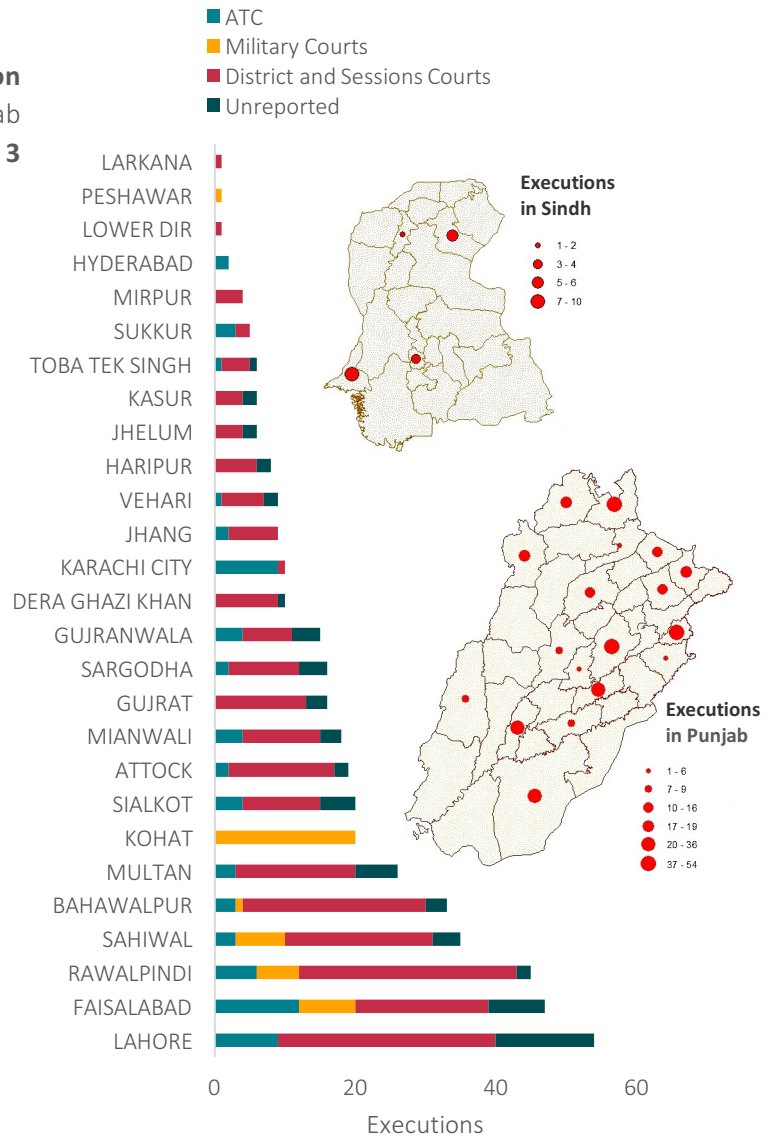
## PUNJAB VS. SINDH

Punjab has sentenced to death **7 times** as many prisoners per person and executed **13 times** as many prisoners per person as Sindh.

Punjab has sentenced to death **56 people per million** in population, and Sindh **8 people per million**. Punjab has executed **42 people per 10 million**, and Sindh **3 people per 10 million**.



### Number of Executions by City and Court Type

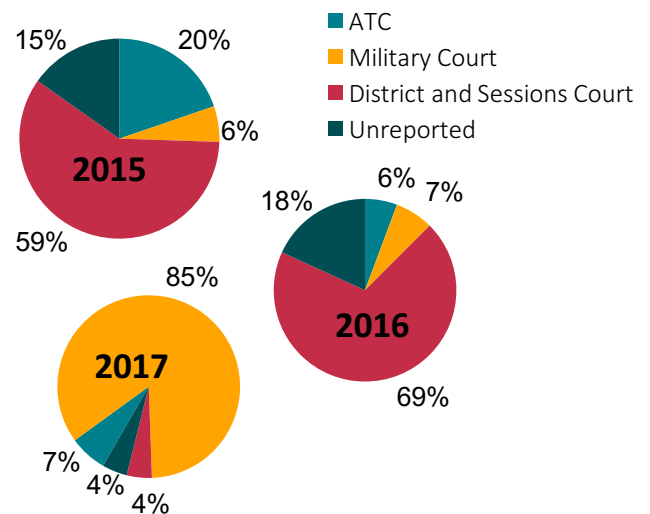
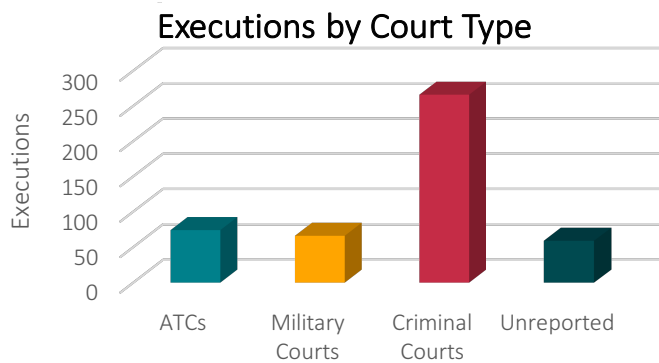


## EXECUTIONS HAVE NOT MADE PUNJAB SAFER

Punjab's decline in murders has been at a slower pace than the rest of the country overall. Since the moratorium was lifted, Sindh has contributed most to the decline in murders, despite having significantly fewer prisoners sentenced and only **18** executions compared to Punjab's **382** executions.

% Change in Reported Murders	2014-15	2015-16
Punjab	-25.72%	-9.66%
Sindh	-40.87%	-24.23%
Pakistan	-28.55%	-10.23%

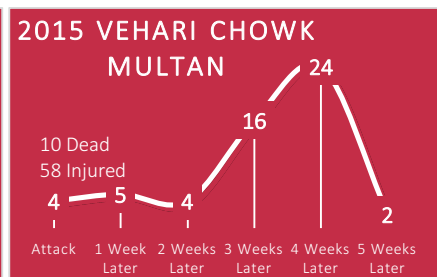
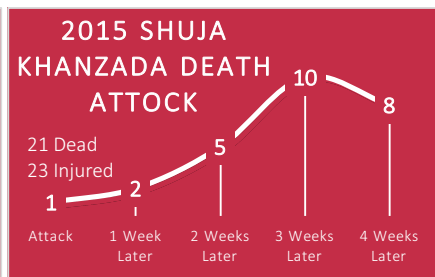
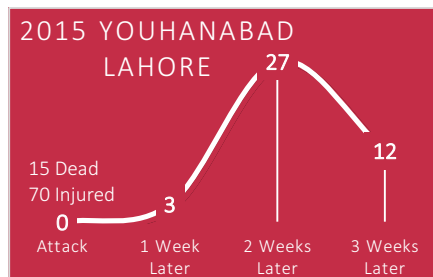
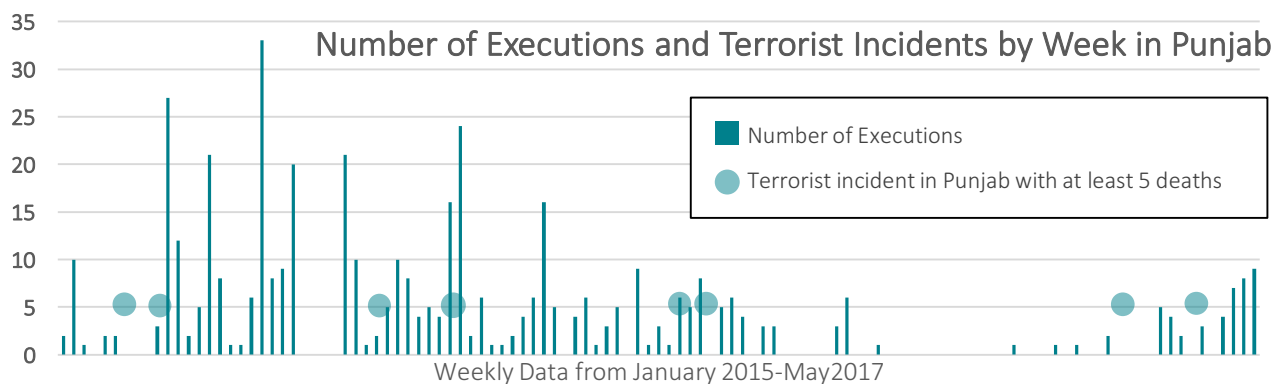
# EXECUTIONS AND TERRORISM



ATCs have accounted for **only 16 percent** of all executions. In 2015, 65 people tried by ATCs were executed. From January 2016 until May 2017, only 8 people tried by ATCs were executed. According to *Terror on Death Row*, out of the 800+ prisoners on death row in Pakistan who were tried as terrorists, as many as **88 percent** had no link to any crime reasonably defined as “terrorism”.

## THE POLITICS BEHIND PAKISTAN’S EXECUTIONS

Increases in executions have occurred in the weeks following terrorist attacks in Punjab. From August 2016 to February 2017, when there were virtually no executions, there were no major terror attacks (with 5 or more deaths) in Punjab. In that same period, there were 6 major attacks in Balochistan, 5 in KP, and 1 in Sindh.



# EXECUTIONS AND OVERCROWDED JAILS

## EXECUTING TO MAKE ROOM IN CROWDED JAILS

Among jails that hold condemned prisoners in Punjab, **25 out of 27** are holding prisoners **beyond capacity**.

In Punjab, as the number of prisoners held beyond capacity increases, the number of prisoners executed increases (correlation=0.73).

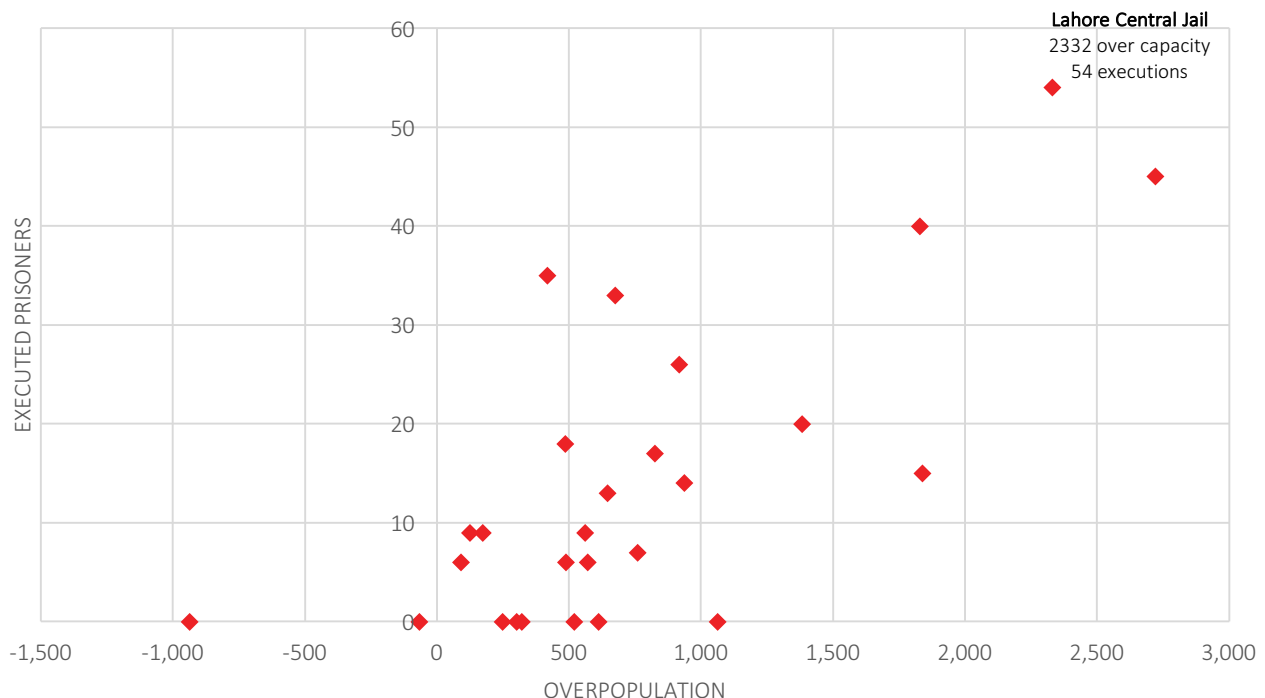
The more overcrowding a jail experiences, the more frequent the executions.

**For every 70 prisoners added to an overpopulated jail, 1 prisoner is executed.\***

\*at a 99 percent confidence level

See Appendix for breakdown of jail data

## Overpopulation and Executed Prisoners in Punjab Jails



## REFERENCES

- Justice Project Pakistan, *Executions Data* (May 2017).  
 Human Rights Commission of Pakistan, *Death Penalty Database* (Jan. 2017).  
 Pakistan Bureau of Statistics, *Annual Statistical Report 2015*.  
 Government of Punjab, *Population Statement of Jails* (Mar. 2016).  
 Government of Sindh, *Population Statement of Jails* (Jul. 2015).  
 South Asia Terrorism Portal, *Terrorism Fatalities* (May 2017).  
 Justice Project Pakistan & Reprieve, *Terror on Death Row: The Abuse and Overuse of Pakistan's Anti-Terrorism Legislation* (Dec. 2014).

## JUSTICE PROJECT PAKISTAN

JPP is a legal action non-governmental organisation representing the most vulnerable Pakistani prisoners facing the harshest punishments, including those facing the death penalty, mentally ill prisoners, and victims of police torture. JPP investigates, litigates, and advocates strategically in courts of law and the court of public opinion.



## APPENDIX

## BREAKDOWN OF JAIL DATA IN PUNJAB

Jail	Number of Prisoners Over Capacity	Number Sentenced to Death	Number Executed
Central Jail, Lahore	2332	424	54
Central Jail, Rawalpindi	2720	392	45
Central Jail, Faisalabad	1828	395	40
Central Jail, Sahiwal	418	349	35
Central Jail, Bahawalpur	676	305	33
Central Jail, Multan	918	328	26
District Jail, Sialkot	1384	249	20
District Jail, Attock	487	130	18
Central Jail, Mianwali	826	220	17
Central Jail, Gujranwala	1840	337	15
District Jail, Gujrat	938	118	14
District Jail, Sargodha	646	157	13
District Jail, Jhang	562	274	9
Central Jail, D.G.Khan	174	185	9
District Jail, Vehari	125	105	9
District Jail, Faisalabad	760	13	7
District Jail, Kasur	572	203	6
District Jail, Jhelum	490	161	6
District Jail, T.T.Singh	92	101	6
District Jail, Sheikhpura	1063	314	0
District Jail, Multan	613	25	0
District Jail, Shahpur	521	144	0
District Jail, Bahawalpur	322	4	0
District Jail, R.Y.Khan	301	62	0
District Jail, M.B.Din	248	103	0
Women Jail, Multan	-66	13	0
HSP Sahiwal	-937	42	0